



City of Menasha Health Department
 COVID-19 Weekly Data Summary



September 24, 2020

Summary

- **Currently in the City of Menasha the burden of confirmed COVID-19 cases is very high and the activity level is very high.**
- The case rate for this 2-week period (September 9 – September 22) is 570 cases per 100,000 population, which is an increase from a case rate of 370 cases per 100,000 population in the previous 2-week period (September 2 – September 15).
- City of Menasha disease investigators are able to contact all confirmed cases of COVID-19 within 24 hours of the confirmed cases being communicated to the health department. However, disease investigators are only able to do so because they have implemented crisis standards of practice for disease investigation and contact tracing.
- The Menasha Health Department has deployed three new Contact Tracing Specialists to assist with City of Menasha contact investigations. Additional staff are being trained to conduct disease investigations in order to help manage all confirmed cases of COVID-19.
- A regional COVID-19 testing site is open at the Sunnyview Expo Center in Oshkosh. The site opened on September 1 and is expected to continue into December, 2020. Anyone age 5 years or older with symptoms of COVID-19 or who has been exposed to a person with COVID-19 may get tested at the site. Testing is free.

Laboratory confirmed cases of COVID-19 in the City of Menasha for the past two weeks (Sept 9 – Sept 22)

The confirmed case count for the most recent two-week period may be different from the number of cases reported daily on our website. This is due to occasional differences between the City of Menasha Health Department and WI DHS in dates used to report positive cases. The numbers shown below are reported by WI DHS. This does not affect the cumulative total number of confirmed cases for the City of Menasha.

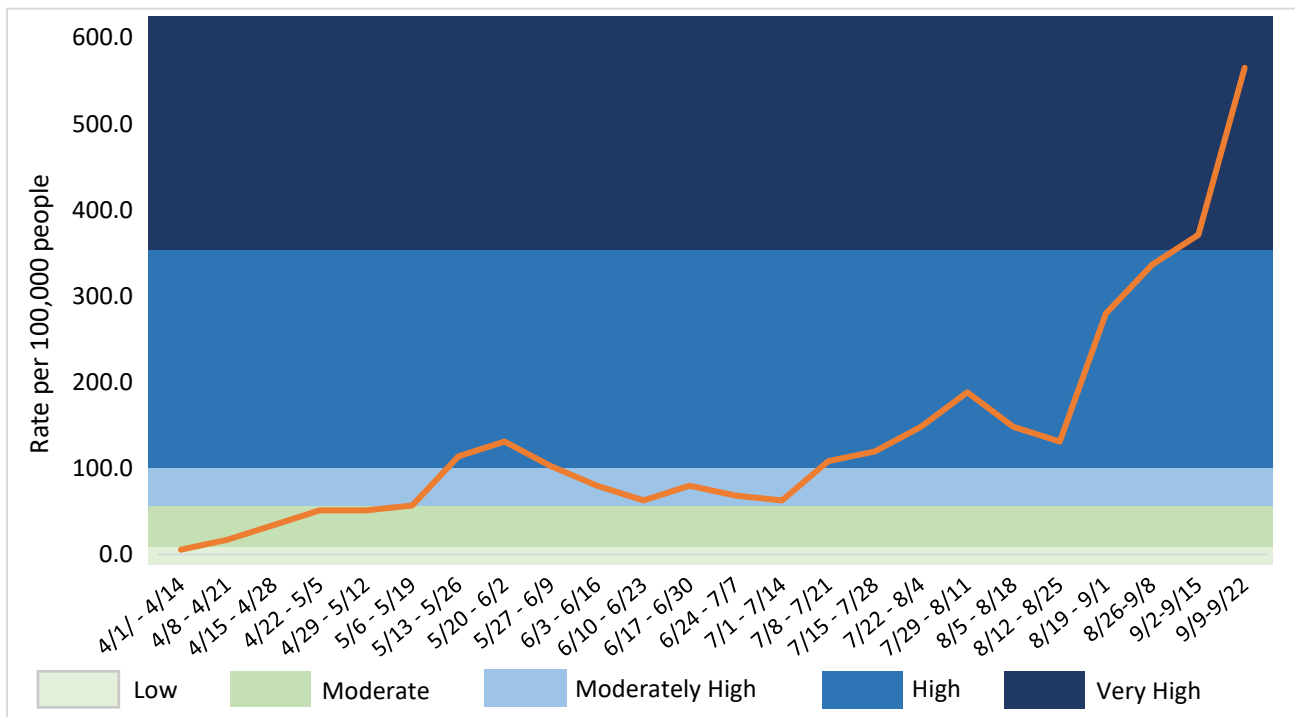
Confirmed Case Count for past 2 weeks	Case Rate (per 100,000 people)	Burden*	Population**
99	570	Very High	17,510

*Burden is based off of the case rate per 100,000 people in the past two weeks. See the next table for more information on Burden Status for the City of Menasha. Visit the DHS website for more information on this indicator at the state and county level <https://www.dhs.wisconsin.gov/covid-19/local.htm>

**Population for the City of Menasha was retrieved from https://doa.wi.gov/DIR/Final_Ests_Muni_2019.pdf

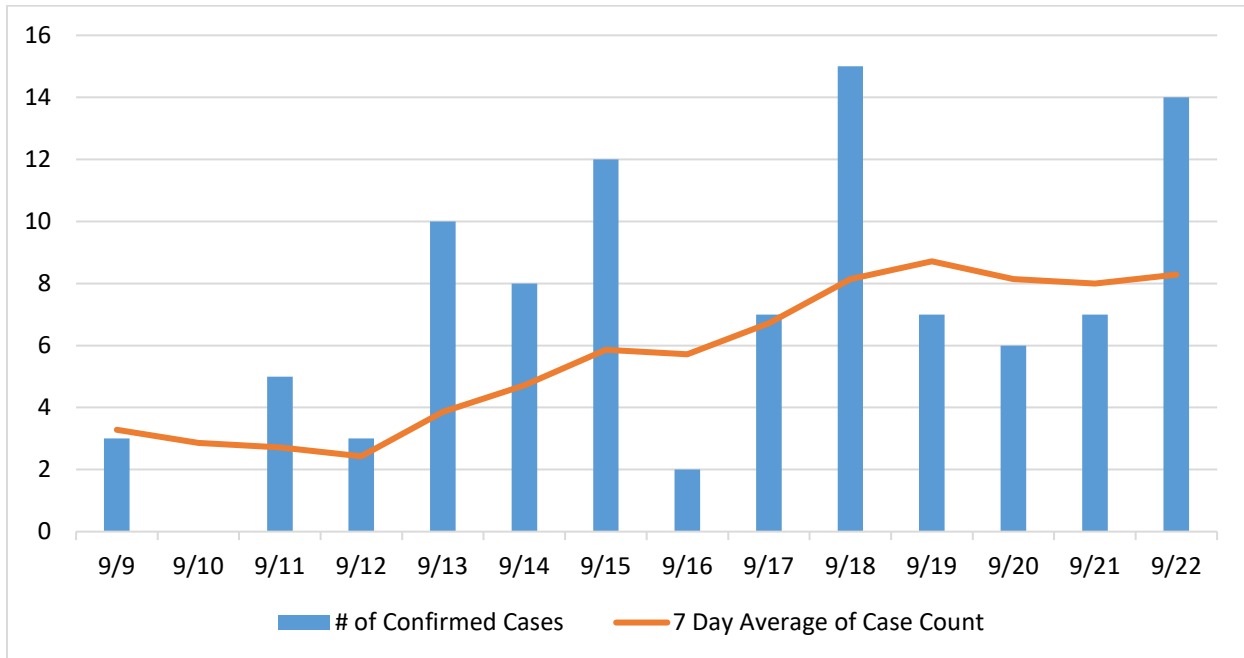
Burden Status	Case Rate per 100,000 residents in the past two weeks	City of Menasha Number of cases
Low	Case rate is less than or equal to 10.	Less than 2 cases.
Moderate	Case rate is greater than 10, but less than or equal to 50.	Greater than 1 cases, but less than or equal to 8 cases.
Moderately High	Case rate is greater than 50, but less than or equal to 100.	Greater than 8 cases, but less than or equal to 17 cases.
High	Case rate is greater than 100.	Greater than 17 cases.
Very High	Case rate is greater than or equal to 350.	Equal to or greater than 62 cases.

City of Menasha COVID-19 case rate trend and burden by two-week periods*



*see the table above for more information about burden status.

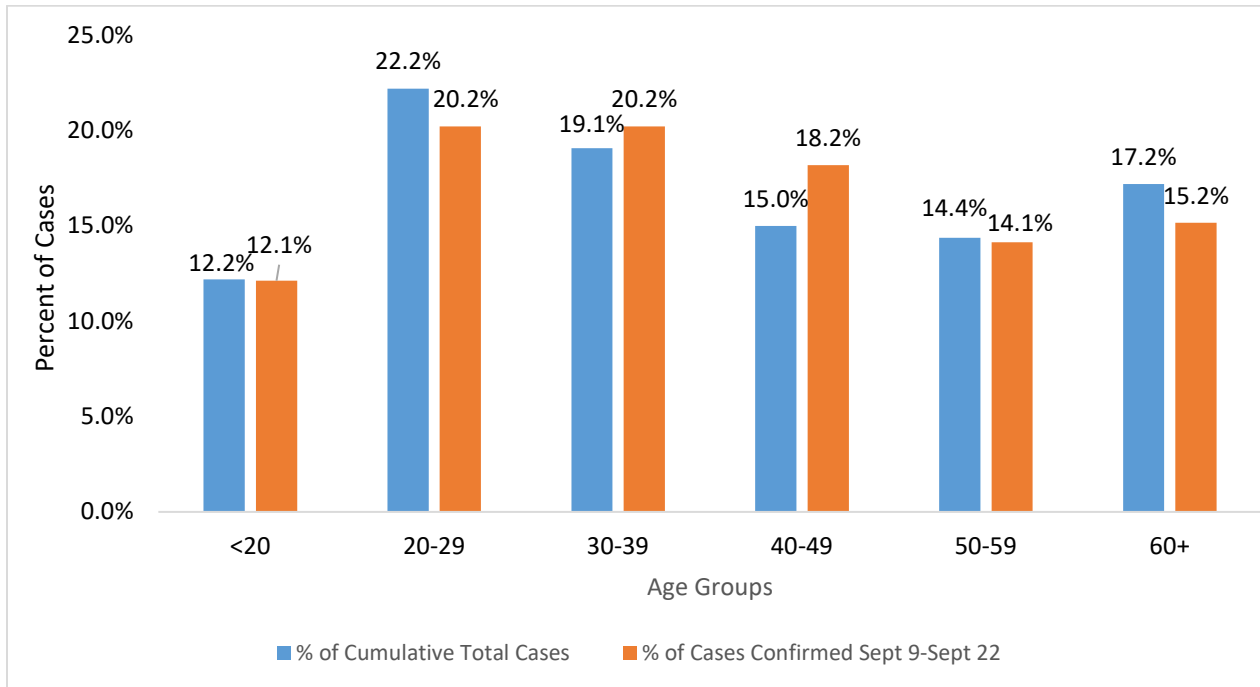
Number of confirmed COVID-19 cases by day in the City of Menasha in the past two weeks (Sept 9 – Sept 22) and the 7 day average



Number and percentage of laboratory confirmed cases of COVID-19 by age: cumulative and in the past two weeks (Sept 9 – Sept 22)

Age Group	Cumulative total cases		Cases in the past two weeks	
	Number of Cases	Percentage of Total Cases	Number of Cases	Percentage of Cases in Past Two Weeks
<20	39	12.2%	12	12.1%
20-29	71	22.2%	20	20.2%
30-39	61	19.1%	20	20.2%
40-49	48	15.0%	18	18.2%
50-59	46	14.4%	14	14.1%
60+	55	17.2%	15	15.2%
Total	320	100%	99	100%

Percentage of laboratory confirmed cases of COVID-19 by age: cumulative and in the past two weeks (Sept 9 – Sept 22)



Active cases of COVID-19 and total number of laboratory confirmed cases in the City of Menasha (as of September 22)

Active Cases		Total Cases
Number of Active Cases	Percent of Total Confirmed Cases	Total Number of Confirmed Cases
86	26.9%	320

More Information

Additional resources and information about COVID-19 can be found on the following websites:

- [City of Menasha Health Department COVID-19 webpage](#)
- [Wisconsin Department of Health Services](#)
- [Centers for Disease Control and Prevention](#)
- [Winnebago County Health Department](#)
- [Calumet County Public Health Division](#)