



City of Menasha Health Department COVID-19 Weekly Data Summary



September 10, 2020

Summary

- Currently in the City of Menasha the burden of confirmed COVID-19 cases is high and the activity level is high.
- The case rate for this 2-week period (August 26 – September 8) is 337 cases per 100,000 population, which is an increase from a case rate of 280 cases per 100,000 population in the previous 2-week period (August 19 – September 1).
- City of Menasha disease investigators remain unable to contact all confirmed cases of COVID-19 within 24 hours of the confirmed cases being communicated to the health department. Our disease investigators worked with WI Department of Health Services to contact all confirmed cases.
- The Menasha Health Department has deployed a new contact tracing specialist. A second contact tracing specialist has been hired and is going through the training process. Additional individuals may be hired in order to make sure our health department is able to manage all City of Menasha disease and contact investigations.

More Information

Additional resources and information about COVID-19 can be found on the following websites:

- [City of Menasha Health Department COVID-19 webpage](#)
- [Wisconsin Department of Health Services](#)
- [Centers for Disease Control and Prevention](#)
- [Winnebago County Health Department](#)
- [Calumet County Public Health Division](#)

Laboratory confirmed cases of COVID-19 in the City of Menasha for the past two weeks (Aug 26 – Sept 8)

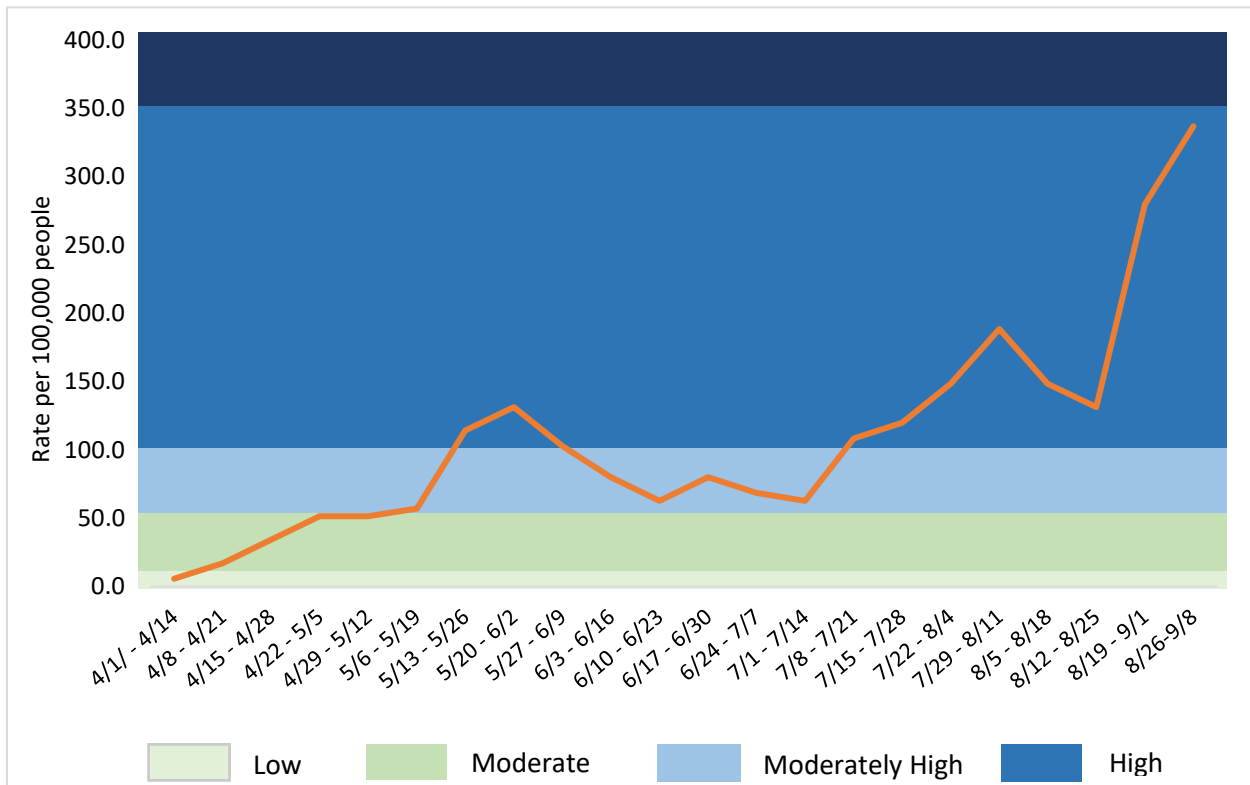
Confirmed Case Count for past 2 weeks	Case Rate (per 100,000 people)	Burden*	Population**
59	337	High	17,510

*Burden is based off of the case rate per 100,000 people in the past two weeks. See the next table for more information on Burden Status for the City of Menasha. Visit the DHS website for more information on this indicator at the state and county level <https://www.dhs.wisconsin.gov/covid-19/local.htm>

**Population for the City of Menasha was retrieved from https://doa.wi.gov/DIR/Final_Ests_Muni_2019.pdf

Burden Status	Case Rate per 100,000 residents in the past two weeks	City of Menasha Number of cases
Low	Case rate is less than or equal to 10.	Less than 2 cases.
Moderate	Case rate is greater than 10, but less than or equal to 50.	Greater than 1 cases, but less than or equal to 8 cases.
Moderately High	Case rate is greater than 50, but less than or equal to 100.	Greater than 8 cases, but less than or equal to 17 cases.
High	Case rate is greater than 100.	Greater than 17 cases.
Very High	Case rate is greater than or equal to 350.	Equal to or greater than 62 cases.

City of Menasha COVID-19 case rate trend and burden by two-week periods*

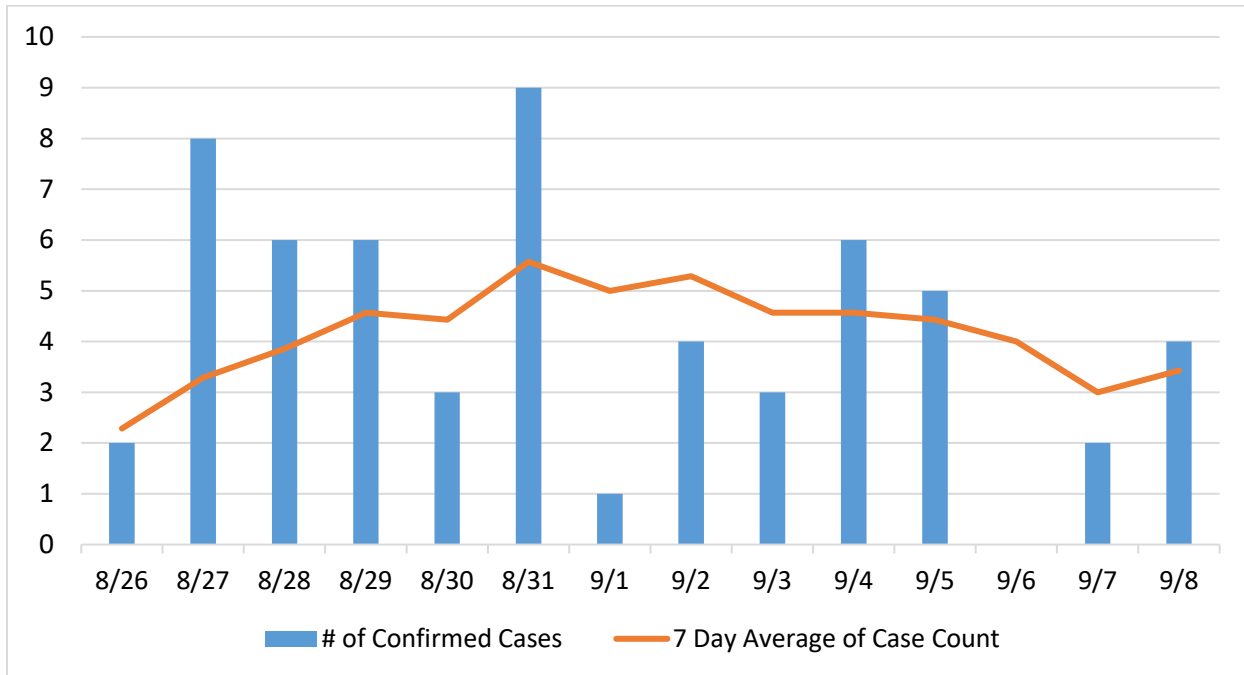


*see the table above for more information about burden status.



Public Health
Prevent. Promote. Protect.

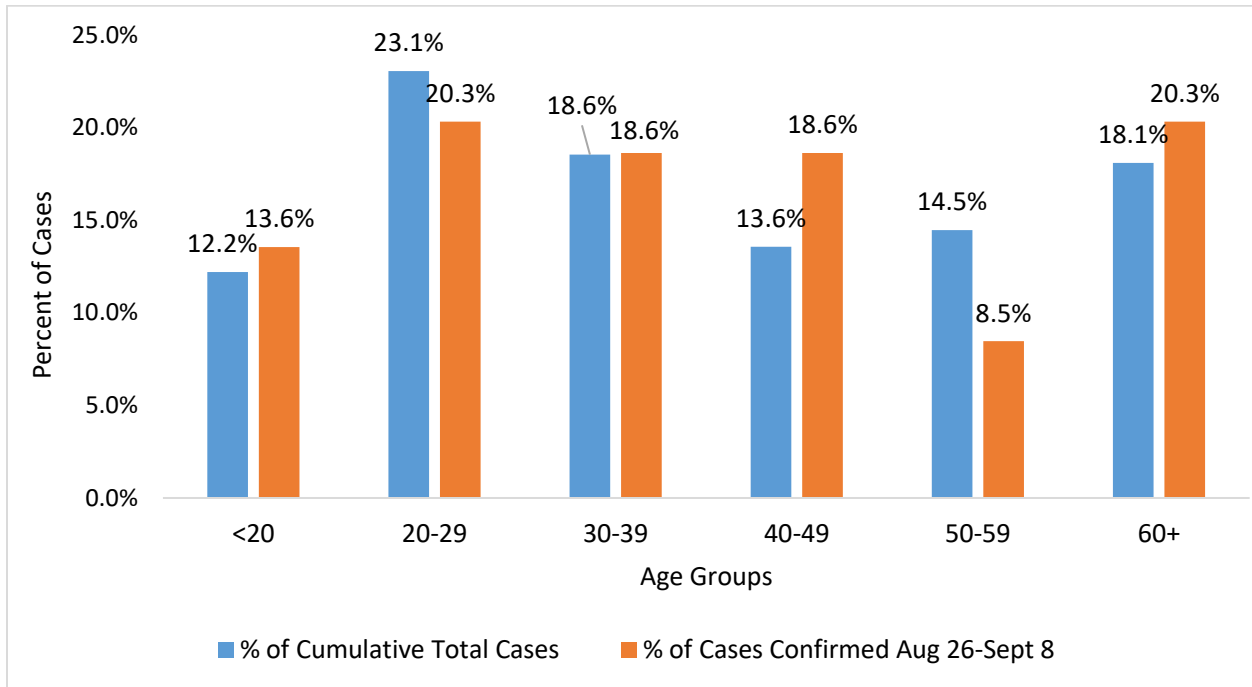
Number of confirmed COVID-19 cases by day in the City of Menasha in the past two weeks (Aug 26 – Sept 8) and the 7 day average



Number and percentage of laboratory confirmed cases of COVID-19 by age: cumulative and in the past two weeks (Aug 26 – Sept 8)

Age Group	Cumulative total cases		Cases in the past two weeks	
	Number of Cases	Percentage of Total Cases	Number of Cases	Percentage of Cases in Past Two Weeks
<20	27	12.2%	8	13.6%
20-29	51	23.1%	12	20.3%
30-39	41	18.6%	11	18.6%
40-49	30	13.6%	11	18.6%
50-59	32	14.5%	5	8.5%
60+	40	18.1%	12	20.3%
Total	221	100%	59	100%

Percentage of laboratory confirmed cases of COVID-19 by age: cumulative and in the past two weeks (Aug 26 – Sept 8)



Active cases of COVID-19 and total number of laboratory confirmed cases in the City of Menasha (as of September 8)

Active Cases		Total Cases
Number of Active Cases	Percent of Total Confirmed Cases	Total Number of Confirmed Cases
35	15.8%	221