



City of Menasha Health Department COVID-19 Weekly Data Summary



October 29, 2020

Summary

- **There is significant uncontrolled community spread of COVID-19 in our community. Assume you will come in contact with the virus when you are in public. Limit your trips to essential errands only, and wear a mask if you do go out. Do not attend group gatherings.**
 - The tri-county area health officers issued a [Public Health Emergency COVID-19 Alert](#) on Friday, October 2. The tri-county health officers urge all community members to follow the strategies to slow the spread of COVID-19 outlined in the alert.
- The Wisconsin Department of Health Services has information and resources to help you keep yourself, your family, and community healthy and safe. Check out the DHS [You Stop the Spread](#) website and the DHS [Making Safe Choices](#) website.
- The city of Menasha will not be setting official Trick-or-Treat hours this year due to the high level of COVID-19 spread in the community. The City does not recommend trick-or-treating, but has provided suggestions for less risky activities to celebrate Halloween. Read more [here](#).
- Currently in the City of Menasha the burden of confirmed COVID-19 cases is very high and the activity level is very high. The case rate for this 2-week period (October 14 – October 27) is 1,302.1 cases per 100,000 population, which is a decrease from a case rate of 1,553.4 cases per 100,000 population in the previous 2-week period (October 7 – October 20).
- The current case load is straining our disease investigation and contact tracing capacity. Due to the very high case volume, City of Menasha disease investigators were unable to contact all confirmed cases of COVID-19 within 24 hours of the confirmed cases being communicated to the health department. Our disease investigators worked with WI Department of Health Services to contact all confirmed cases.
- The Menasha Health Department has trained and deployed four new staff members to conduct disease investigations in order to help manage all confirmed cases of COVID-19. Additional staff have been deployed as contact tracing specialists.
- The Menasha Joint School District continues to utilize virtual learning for all schools.
- There are three regional COVID-19 Wisconsin Army National Guard (WING) testing sites now open; one in Appleton, one in Menasha, and one in Oshkosh. More information about these sites can be found on our [COVID-19 testing sites webpage](#).

Background

This data summary provides preliminary data on the confirmed cases of COVID-19 from October 14 – October 27, 2020. Case counts utilized for all graphs and tables are based on the date public health staff received and recorded the test results. Numbers here may not represent final case counts for this reporting period.



Public Health
Prevent. Promote. Protect.

More Information

Additional resources and information about COVID-19 can be found on the following websites:

- [City of Menasha Health Department COVID-19 webpage](#)
- [Wisconsin Department of Health Services](#)
- [Winnebago County Health Department](#)
- [Calumet County Public Health Division](#)
- [Centers for Disease Control and Prevention](#)

Laboratory confirmed cases of COVID-19 in the City of Menasha in the past two weeks (October 14 – Oct 27)

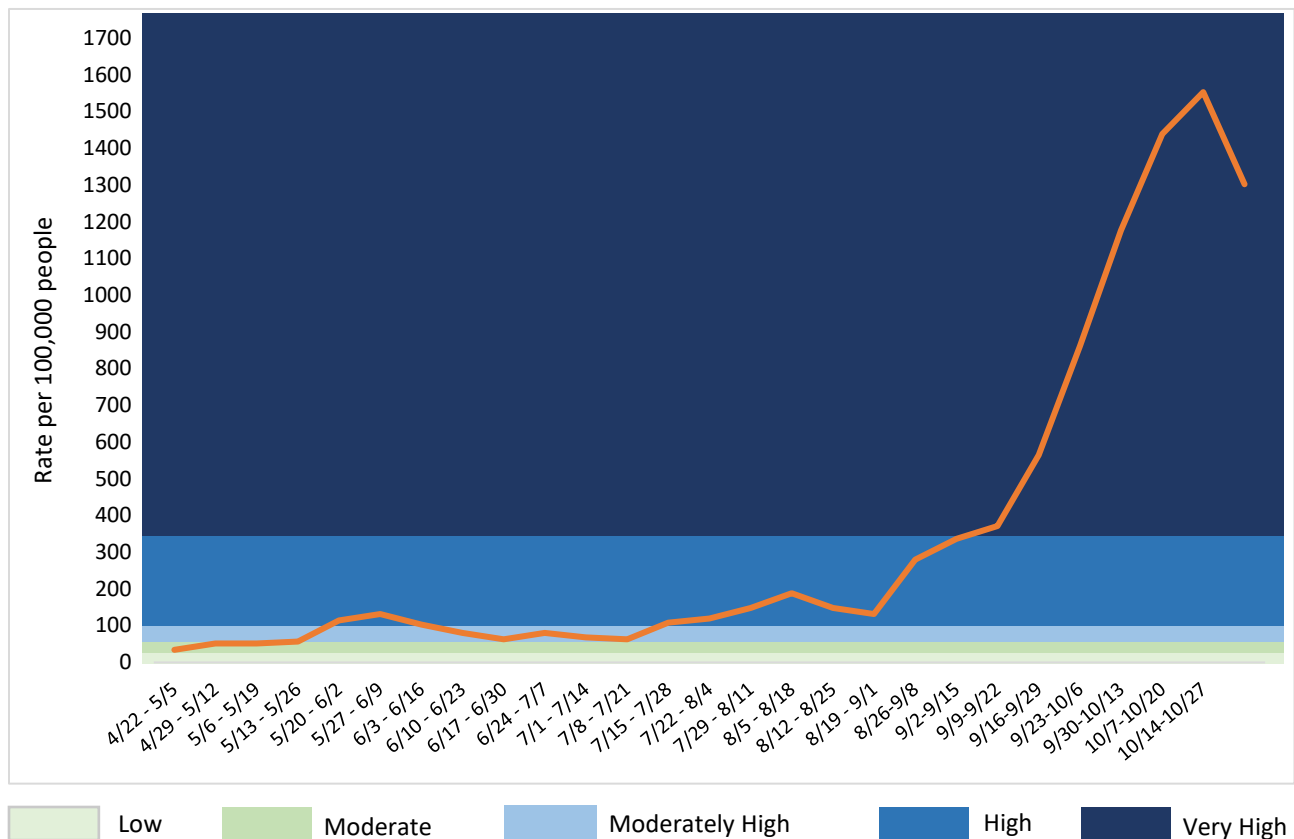
Confirmed Case Count for past 2 weeks	Case Rate (per 100,000 people)	Burden*	Population**
228	1,302.1	Very High	17,510

*Burden is based off of the case rate per 100,000 people in the past two weeks. See the next table for more information on Burden Status for the City of Menasha. Visit the DHS website for more information on this indicator at the state and county level <https://www.dhs.wisconsin.gov/covid-19/local.htm>

**Population for the City of Menasha was retrieved from https://doa.wi.gov/DIR/Final_Ests_Muni_2019.pdf

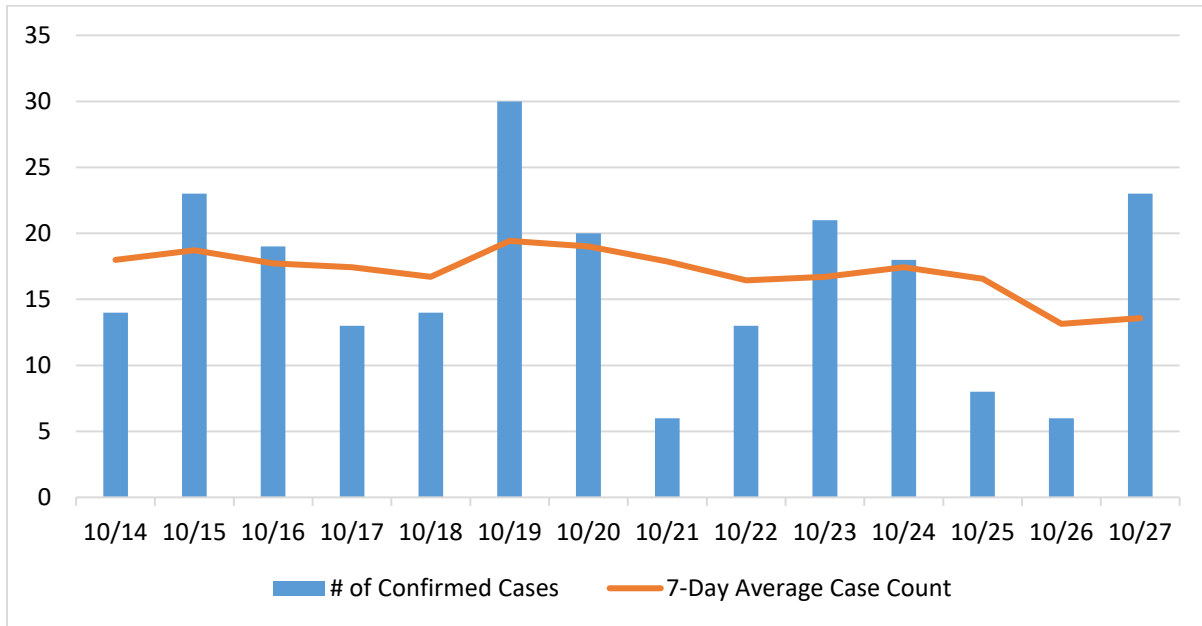
	Case Rate per 100,000 residents in the past two weeks	City of Menasha Number of cases
Low	Case rate is less than or equal to 10.	Less than 2 cases.
Moderate	Case rate is greater than 10, but less than or equal to 50.	Greater than 1 cases, but less than or equal to 8 cases.
Moderately High	Case rate is greater than 50, but less than or equal to 100.	Greater than 8 cases, but less than or equal to 17 cases.
High	Case rate is greater than 100.	Greater than 17 cases.
Very High	Case rate is greater than or equal to 350.	Equal to or greater than 62 cases.

City of Menasha COVID-19 case rate trend and burden by 2-week periods*

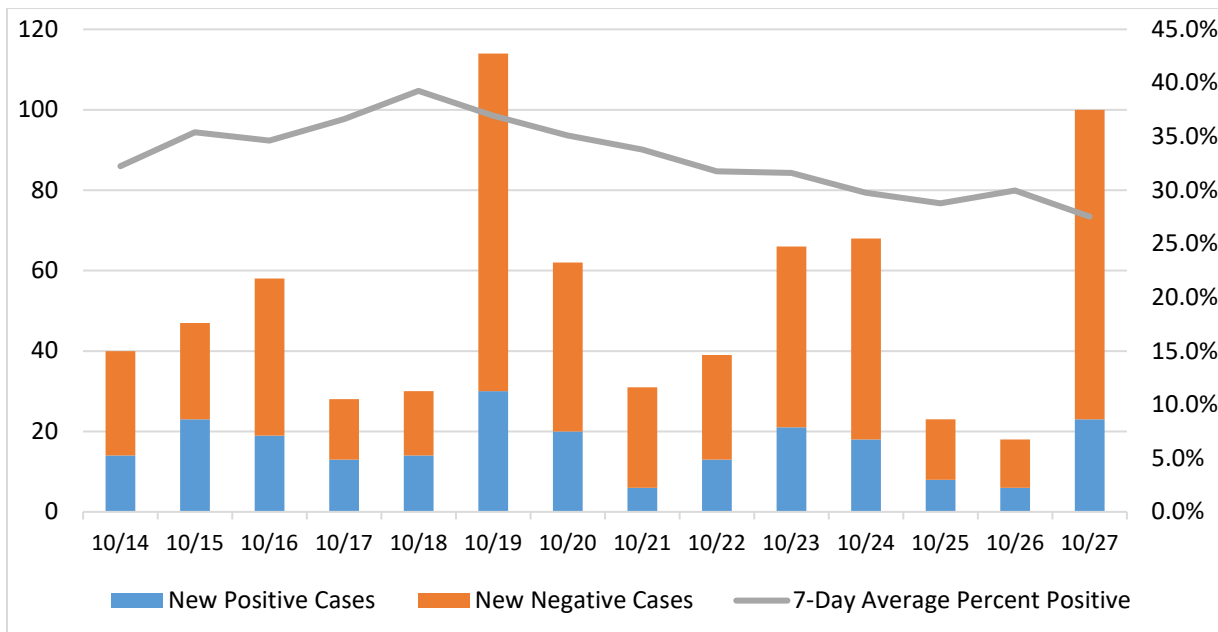


*see the table above for more information about burden status.

Number of confirmed COVID-19 cases by day in the City of Menasha in the past two weeks (Oct 14 – Oct 27) and the 7 day average



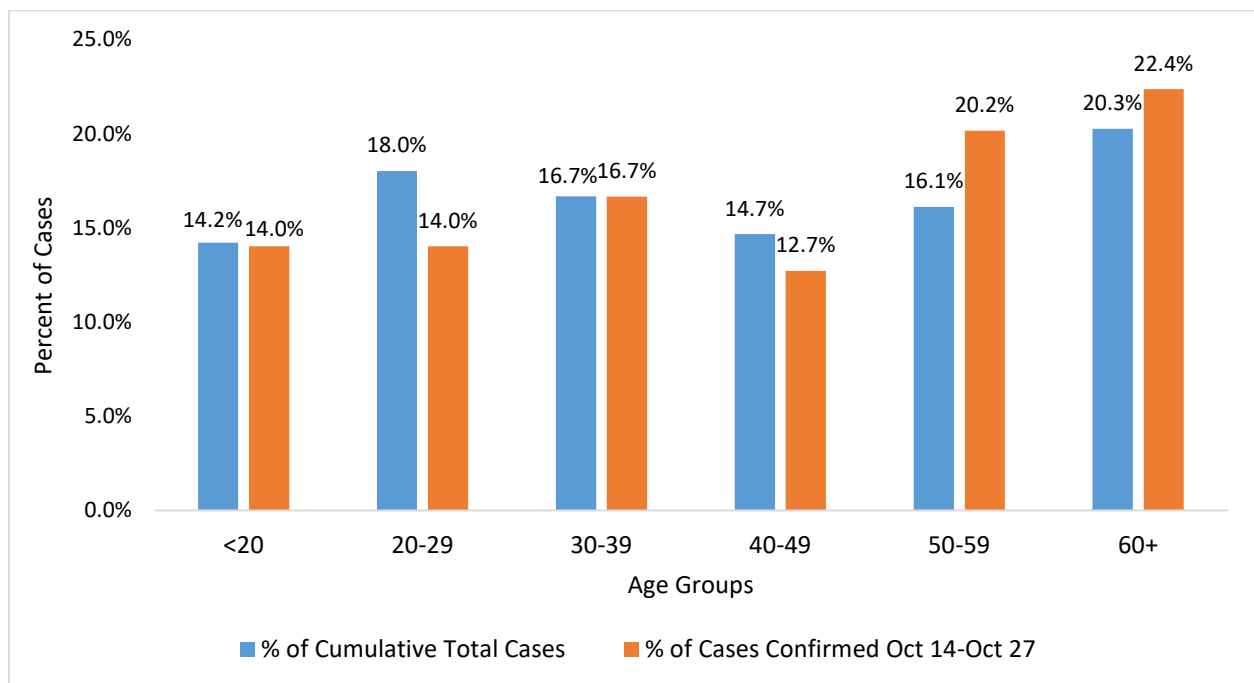
Total COVID-19 tests, positive and negative, by day and 7-day average percent positive tests (Oct 14 – Oct 27)



Number and percentage of laboratory confirmed cases of COVID-19 by age: cumulative and in the past two weeks (Oct 14– Oct 27)

Age Group	Cumulative total cases		Cases in the past two weeks	
	Number of Cases	Percentage of Total Cases	Number of Cases	Percentage of Cases in Past Two Weeks
<20	127	14.2%	32	14.0%
20-29	161	18.0%	32	14.0%
30-39	149	16.7%	38	16.7%
40-49	131	14.7%	29	12.7%
50-59	144	16.1%	46	20.2%
60+	181	20.3%	51	22.4%
Total	893	100%	228	100%

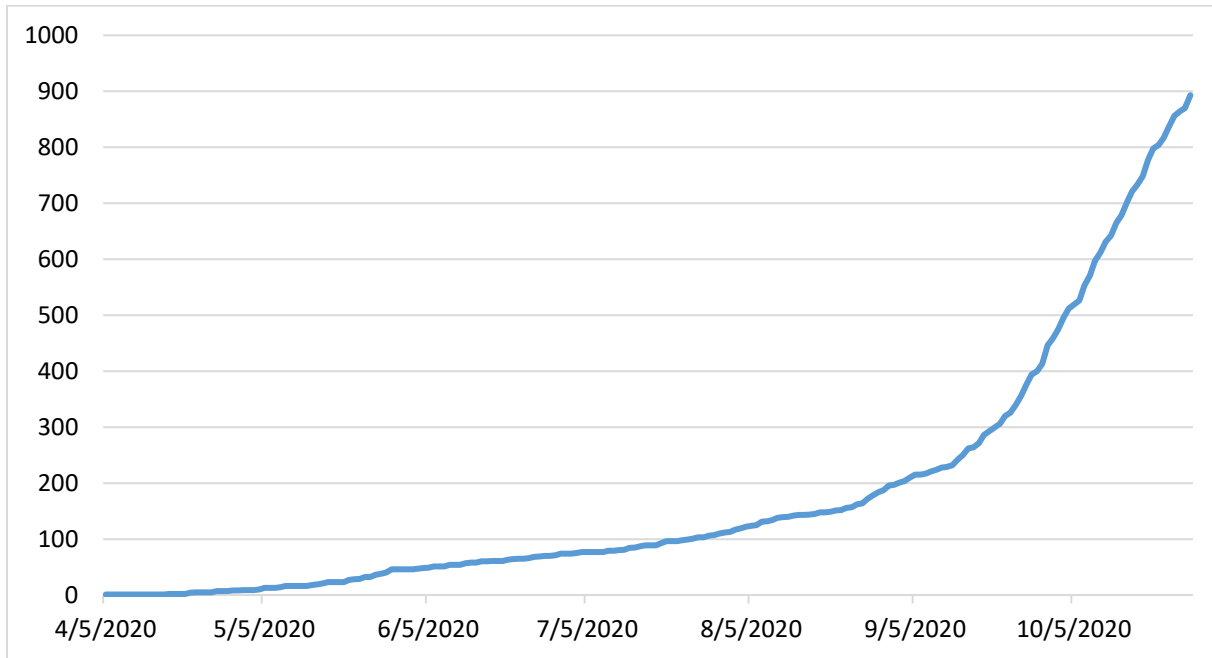
Percentage of laboratory confirmed cases of COVID-19 by age: cumulative and in the past two weeks (Oct 14 – Oct 27)





Public Health
Prevent. Promote. Protect.

Cumulative number of confirmed cases of COVID-19 by date of symptom onset or diagnosis (as of Oct 27)



Active cases of COVID-19 and total number of laboratory confirmed cases in the City of Menasha (as of Oct 27)

Active Cases		Total Cases
Number of Active Cases	Percent of Total Confirmed Cases	Total Number of Confirmed Cases
76	8.5%	893