



City of Menasha Health Department

COVID-19 Weekly Data Summary



Public Health
Prevent. Promote. Protect.

November 12, 2020

Summary

- **There is still significant uncontrolled community spread of COVID-19 in our community. Assume you may be exposed to the virus when you are in public.**
 - There are people living in our community who have the virus, but don't know it. Even these individuals who do not feel sick (or do not show symptoms – “asymptomatic”) can spread the virus to others. This is called “asymptomatic spread.”
 - Some people know they are sick or that they are a close contact of someone with COVID-19, but they choose to go out in public anyway. These individuals are breaking isolation or quarantine and are exposing others to the virus.
- **It is extremely important that you limit your trips outside of your home to essential errands only. Always wear a mask or face covering and maintain at least 6 feet of physical distance from others at all times. Do not attend group gatherings.**
- Governor Evers delivered a statewide address on the COVID-19 pandemic on November 10, 2020. It can be viewed [here](#). Governor Evers also signed [Executive Order #94](#), advising Wisconsinites to stay home, urging them to take precautions to stay safe if they must leave their home, and encouraging businesses to take additional steps to protect their customers, employees, and the community.
- The tri-county area health officers issued a [Public Health Emergency COVID-19 Alert](#) on Friday, October 2. The tri-county health officers continue to urge all community members to follow the strategies to slow the spread of COVID-19 outlined in the alert.
- The Wisconsin Department of Health Services (DHS) has information and resources to help you keep yourself, your family, and community healthy and safe. Check out the DHS [You Stop the Spread](#) website and the DHS [Making Safe Choices](#) website.
- DHS added a “critically high” category to the burden indicator and activity level for COVID-19, and is shown in red below in the burden table and chart. Adding this category of “critically high” will give Wisconsinites a better idea of how COVID-19 is impacting our state in the current surge of COVID cases. The threshold for this new category is almost three times higher than the threshold for the “Very High” category.
- Currently in the City of Menasha the burden of confirmed COVID-19 cases is critically high and the activity level is critically high. The case rate for this 2-week period (October 28 – November 10) is 1,376.4 cases per 100,000 population, which is an increase from a case rate of 1,159.3 cases per 100,000 population in the previous 2-week period (October 21 – November 3).
- The current case load is straining our disease investigation and contact tracing capacity. Due to the critically high case volume, City of Menasha disease investigators have implemented crisis standards of practice for disease investigation and contact tracing. During the second week of this two-week period, disease investigators were able to contact all confirmed cases of COVID-19 within 24 hours of the confirmed cases being communicated to the health department.



Public Health
Prevent. Promote. Protect.

- The Menasha Health Department has trained and deployed four new staff members to conduct disease investigations in order to help manage all confirmed cases of COVID-19. Additional staff have been deployed as contact tracing specialists.
- The Menasha Joint School District (MJSD) continues to utilize virtual learning for all schools. The MJSD Superintendent issued a letter to MJSD parents and guardians on November 10, 2020 to describe the most recent proposed schedule for bringing students back for in-person learning. You can read the letter in [English here](#) and in [Spanish here](#).
- There are three regional COVID-19 Wisconsin Army National Guard (WING) testing sites now open; one in Appleton, one in Menasha, and one in Oshkosh. More information about these sites can be found on our [COVID-19 testing sites webpage](#).
 - All WING testing sites were closed on Wednesday, November 11 in observance of Veteran's Day.

Background

This data summary provides preliminary data on the confirmed cases of COVID-19 from October 28 – November 10, 2020. Case counts utilized for all graphs and tables are based on the date public health staff received and recorded the test results. Numbers here may not represent final case counts for this reporting period.

More Information

Additional resources and information about COVID-19 can be found on the following websites:

- [City of Menasha Health Department COVID-19 webpage](#)
- [Wisconsin Department of Health Services](#)
- [Winnebago County Health Department](#)
- [Calumet County Public Health Division](#)
- [Centers for Disease Control and Prevention](#)



Public Health
Prevent. Promote. Protect.

Laboratory confirmed cases of COVID-19 in the City of Menasha in the past two weeks (October 28 – November 10)

Confirmed Case Count for past 2 weeks	Case Rate (per 100,000 people)	Burden*	Population**
241	1,376.4	Critically High	17,510

*Burden is based off of the case rate per 100,000 people in the past two weeks. See the next table for more information on Burden Status for the City of Menasha. Visit the DHS website for more information on this indicator at the state and county level <https://www.dhs.wisconsin.gov/covid-19/local.htm>

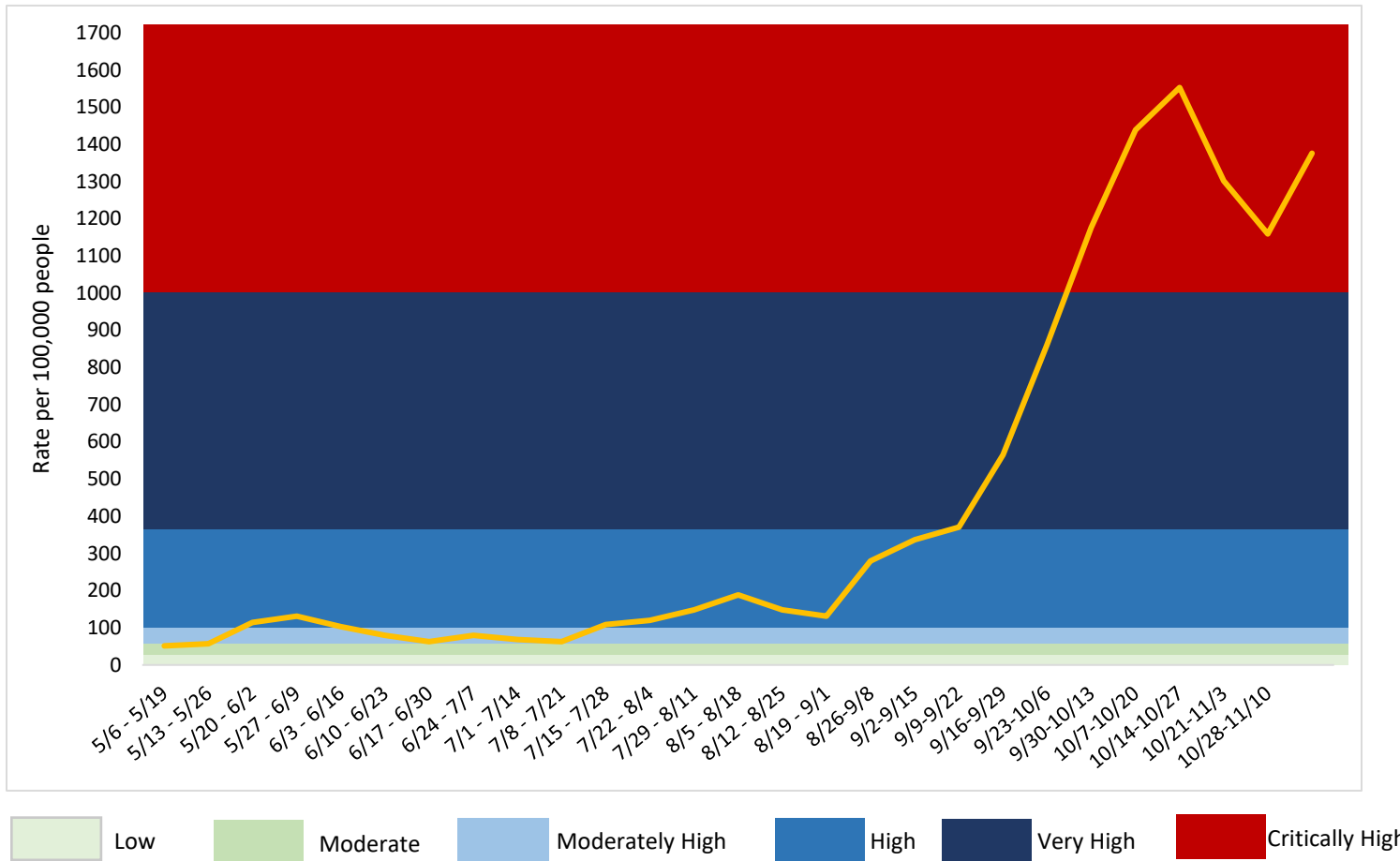
**Population for the City of Menasha was retrieved from https://doa.wi.gov/DIR/Final_Ests_Muni_2019.pdf

Burden (case rate)

	Case Rate per 100,000 residents in the past two weeks	City of Menasha number of cases
Low	Case rate is less than or equal to 10.	Less than 2 cases.
Moderate	Case rate is greater than 10, but less than or equal to 50.	Greater than 1 cases, but less than or equal to 8 cases.
Moderately High	Case rate is greater than 50, but less than or equal to 100.	Greater than 8 cases, but less than or equal to 17 cases.
High	Case rate is greater than 100, but less than or equal to 350.	Greater than 17 cases, but less than or equal to 61 cases.
Very High	Case rate is greater than 350, but less than or equal to 1,000.	Greater than 61 cases, but less than or equal to 175 cases.
Critically High	Case rate is greater than 1,000.	Greater than 175 cases.



City of Menasha COVID-19 case rate trend and burden by 2-week periods*

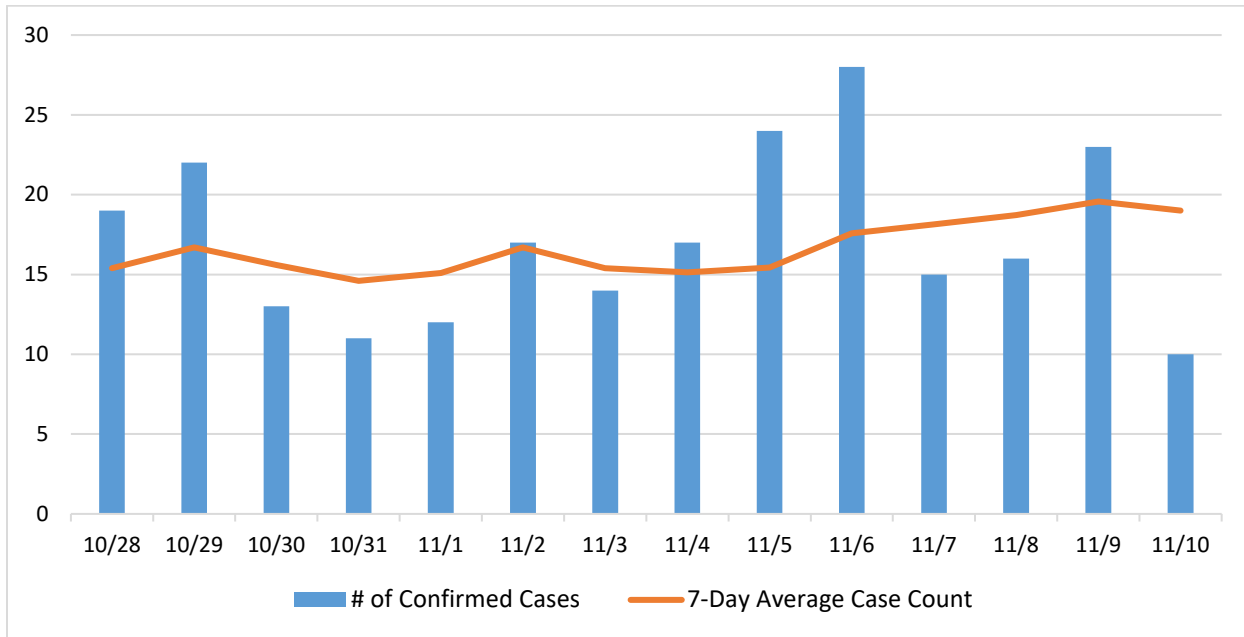


*see the table above for more information about burden status.

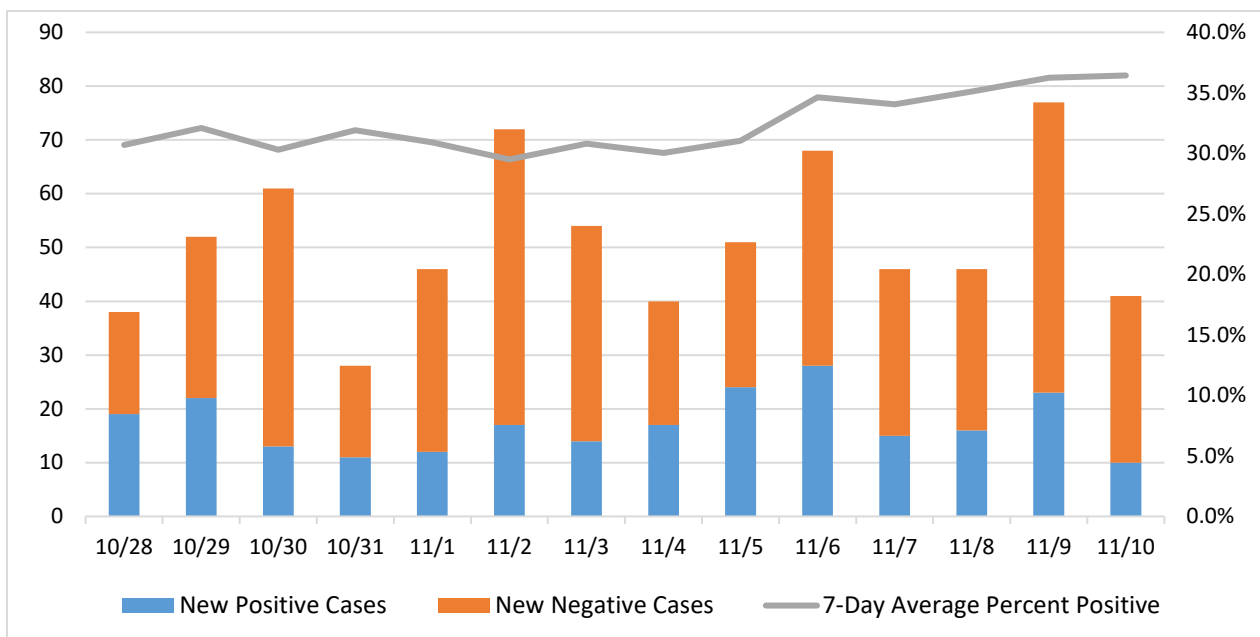


Public Health
Prevent. Promote. Protect.

Number of confirmed COVID-19 cases by day in the City of Menasha in the past two weeks (Oct 28 – Nov 10) and the 7 day average



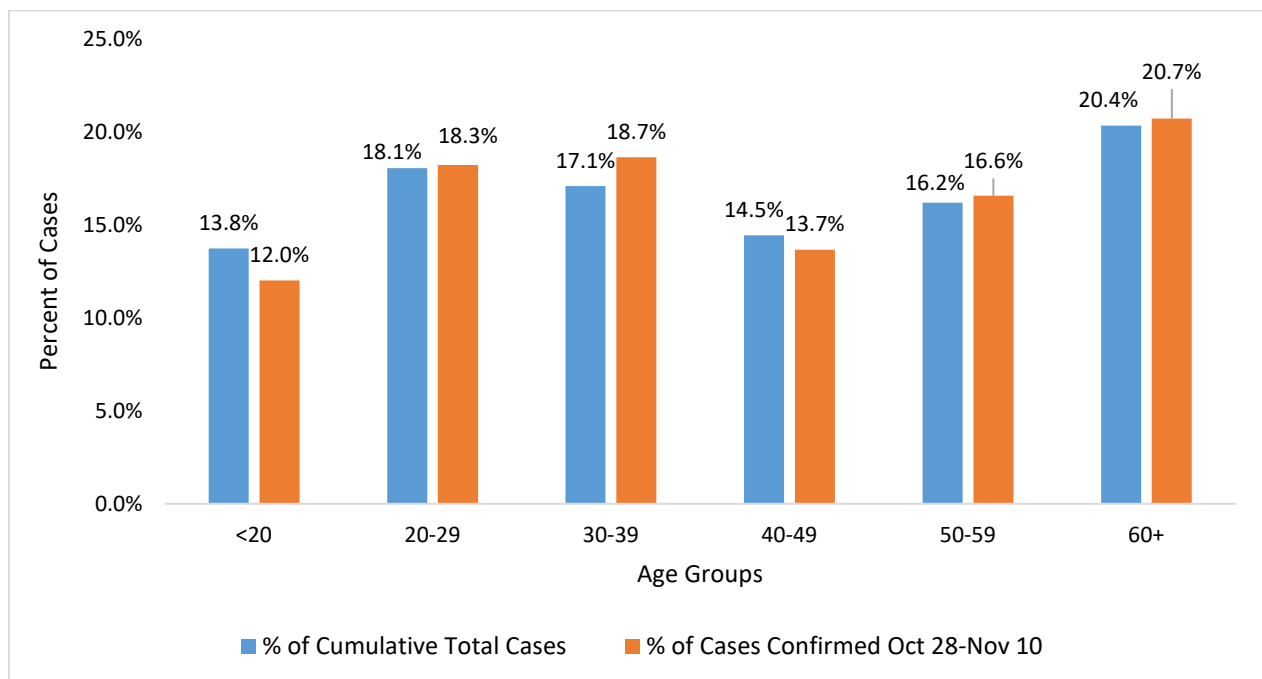
Total COVID-19 tests, positive and negative, by day and 7-day average percent positive tests (Oct 28– Nov 10)



Number and percentage of laboratory confirmed cases of COVID-19 by age: cumulative and in the past two weeks (Oct 28 – Nov 10)

Age Group	Cumulative total cases		Cases in the past two weeks	
	Number of Cases	Percentage of Total Cases	Number of Cases	Percentage of Cases in Past Two Weeks
<20	156	13.8%	29	12.0%
20-29	205	18.1%	44	18.3%
30-39	194	17.1%	45	18.7%
40-49	164	14.5%	33	13.7%
50-59	184	16.2%	40	16.6%
60+	231	20.4%	50	20.7%
Total	1134	100%	241	100%

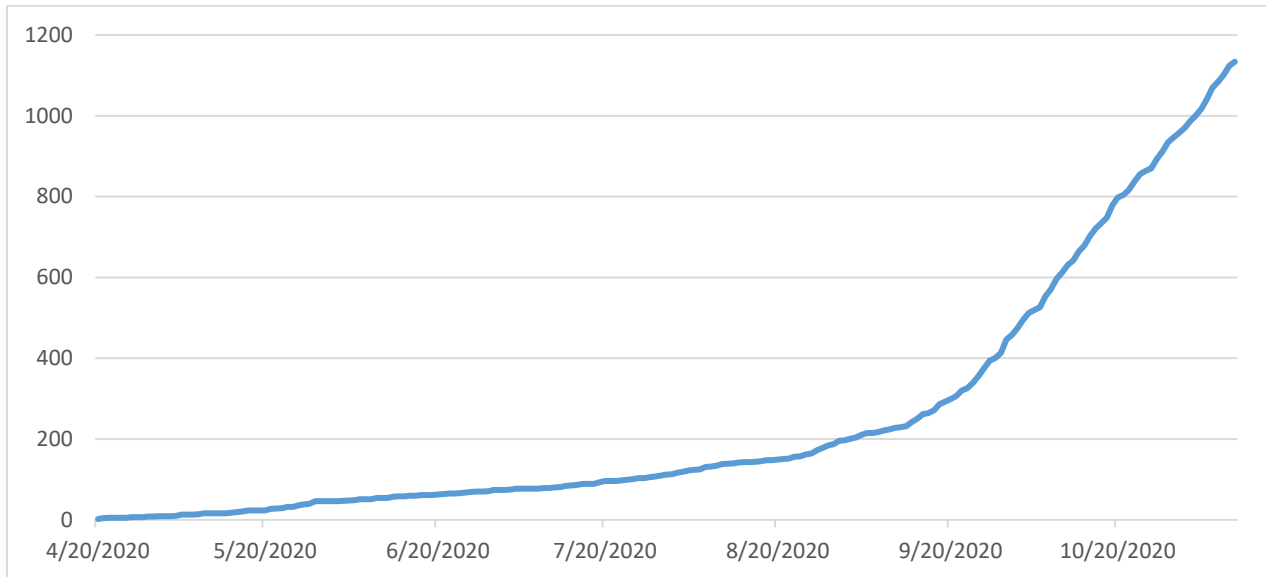
Percentage of laboratory confirmed cases of COVID-19 by age: cumulative and in the past two weeks (Oct 28 – Nov 10)





Public Health
Prevent. Promote. Protect.

Cumulative number of confirmed cases of COVID-19 by date of symptom onset or diagnosis (as of Nov 10)



Active cases of COVID-19 and total number of laboratory confirmed cases in the City of Menasha (as of Nov 10)

Active Cases		Total Cases
Number of Active Cases	Percent of Total Confirmed Cases	Total Number of Confirmed Cases
122	10.8%	1,134