

COVID-19 Pandemic Resilient City of Menasha Plan

Data Updates: February 11, 2020

Summary

- Attention International Travelers: On January 12, CDC issued an [Order](#) requiring all air passengers arriving to the US from a foreign country to get tested no more than 3 days before their flight departs and to provide proof of the negative result or documentation of having recovered from COVID-19 to the airline before boarding the flight. This Order will go into effect on January 26, 2021. [Read more here.](#)
- Beginning February 2, 2021, the CDC will require the wearing of masks by all travelers into, within, or out of the United States, e.g., on airplanes, ships, ferries, trains, subways, buses, taxis, and ride-shares. The mask requirement also applies to travelers in U.S. transportation hubs such as airports and seaports; train, bus, and subway stations; and any other areas that provide transportation. See this [CDC website](#) for more information.
- [Sign up here](#) to receive weekly emails from DHS containing updates, news and resources on the COVID-19 response and vaccine rollout! Due to short notice of vaccine availability and instability of vaccine allocation, eligible populations change quickly. The newsletter will provide new information about eligible populations for vaccinations along with other communications updates about the COVID-19 response. It will be sent out every Friday.
- COVID-19 vaccinations are underway in our state, our region, and our city. Please visit the [WI DHS COVID-19 Vaccine webpage](#) for information about the vaccination process. WI DHS has created a webpage to keep track of vaccine allocation and administration data in Wisconsin. You can view the data [here](#).
 - An EUA was issued for both the Pfizer and Moderna COVID-19 vaccines.
 - Johnson & Johnson applied for an EUA for a single-shot COVID-19 vaccine. The Food and Drug Administration (FDA) is set to meet on Feb. 26 to discuss authorization.
 - The vaccine will be administered in phases, starting with Phase 1A. Right now, the doses we have in Wisconsin are available to frontline healthcare providers, skilled nursing facility staff and residents, police and fire personnel, and adults age 65+.
 - The City of Menasha Health Department has provided COVID-19 vaccinations to eligible Phase 1A individuals, as well as police and fire personnel and some residents 65+.
- Wisconsin does not currently have enough vaccine to vaccinate all eligible populations, so it will take some time to vaccinate everyone eligible. Please see this [press release](#) for additional information. For the most up to date news, please visit [this website](#).
- On January 26, 2021, DHS announced new groups eligible to receive the vaccine tentatively on starting March 1. The groups include (in priority order): educators and child care, individuals enrolled in Medicaid long-term care programs, some public-facing essential workers like food supply, public transit, utility and communications infrastructure, and 911 operators, non-frontline health care essential personnel, congregate living facility staff and residents. Please see [this website](#) for more information.
- **There is still significant uncontrolled community spread of COVID-19 in our community. Assume you may be exposed to the virus when you are in public.**

- There are people living in our community who have the virus, but don't know it. Even these individuals who do not feel sick (or do not show symptoms – “asymptomatic”) can spread the virus to others. This is called “asymptomatic spread.”
- Some people know they are sick or that they are a close contact of someone with COVID-19, but they choose to go out in public anyway. These individuals are breaking isolation or quarantine and are exposing others to the virus. View [this fact sheet](#) for information about what the terms isolation and quarantine mean.
- **It is extremely important that you limit your trips outside of your home to essential errands only. Always wear a mask or face covering and maintain at least 6 feet of physical distance from others at all times. A mask/face covering is NOT a substitute for physical distancing. You need to do both. Do not attend group gatherings.**
- On February 4, 2021 Gov. Evers signed [Executive Order #105](#), and [Emergency Order #1](#) establishing a new public health emergency and a face covering requirement as the vaccine continues to be distributed across the state.
- The Wisconsin Department of Health Services (DHS) has information and resources to help you keep yourself, your family, and community healthy and safe. Check out the DHS [You Stop the Spread](#) website and the DHS [Making Safe Choices](#) website.
- Information about new COVID-19 variants can be found on this [CDC webpage](#). Scientists are working to learn more about the characteristics of these variants. Right now, there is no evidence that these variants cause more severe illness or increased risk of death.
- Currently in the City of Menasha the burden of confirmed COVID-19 cases is high and the activity level is high. The case rate for this 2-week period (Jan 27 – Feb 9) is 262.7 cases per 100,000 population, which is a decrease from a case rate of 382.6 cases per 100,000 population in the previous 2-week period (Jan 20 – Feb 2).
 - We have seen a decline in cases and trajectory of COVID-19 cases in our community. However, we must continue to social distance, mask up, and avoid gatherings to continue in this direction. If we let our guard down, we will see an increase in cases again.
- City of Menasha disease investigators have implemented crisis standards of practice for disease investigation and contact tracing. Using these crisis standards of practice, disease investigators were able to contact all confirmed cases of COVID-19 within 24 hours of the confirmed cases being communicated to the health department.
- Please visit our [COVID-19 testing sites webpage](#) for information about where you can go to get tested. Some site updates are listed below.
 - Reid Golf Course Club House (WING): Monday-Wednesday, 8am-4pm. Schedule an appointment [here](#).
 - Sunnyview Expo Center (WING): Tuesday-Friday, 9am-5pm. No appointments.
 - A ThedaCare Mobile Testing unit will be at Christ the Rock Church in Menasha on Feb. 11 from 9am-5pm, for FREE COVID-19 testing. To register, please visit <https://doineedacovid19test.com/>. This is a self-swab (PCR) test observed by a ThedaCare staff member.

This data summary provides preliminary data on the cases of COVID-19 in the City of Menasha from January 27, 2021 – February 9, 2021. Most data included in this report is for laboratory confirmed cases of COVID-19 (lab-confirmed). Some data is available for probable cases of COVID-19. See the next page for a definition of a probable case. Case counts utilized for all graphs and tables are based on the date public health staff received and recorded the test results. Numbers here may not represent final case counts for this reporting period.

More Information

Additional resources and information about COVID-19 can be found on the following websites:

- [City of Menasha Health Department COVID-19 webpage](#)
- [Wisconsin Department of Health Services](#)
- [Winnebago County Health Department](#)
- [Calumet County Public Health Division](#)
- [Centers for Disease Control and Prevention](#)

Metrics

Harvard Global Health Institute Model

Metric	Thresholds	Current Status
City of Menasha Confirmed Case Incidence per 100,000 (7-day rolling average)	Red: >25 Orange: 10<25 Yellow: 1<10 Green: <1	12.2 cases per 100,000 / day

Additional Metrics to Consider

Metric	Thresholds	Current Status
Testing	Percent PCR Positive Tests (7-day average)	Red: >10% Yellow: 5-10% Green: <5%
	Daily Number of Tests (7-day average)	Red: <14 tests/day Yellow: 14-28 tests/day Green: >28 tests/day
Public Health Contact Timeliness	Red: PH is not able to contact all confirmed cases within 24 hours of PH receiving test result Green: PH is able to contact all confirmed cases within 24 hours of PH receiving test result	Able to contact all within 24 hours (with crisis standards of practice)

	Contact Tracing	Red: PH is not able to contact all within 48 hours Green: PH is able to contact all within 48 hours	Able to contact within 48 hours
Hospital Capacity*	Percentage of hospital inpatient beds in the community that are occupied.	Red: > 90% Yellow: 80-90% Green: <80%	96.0% of inpatient beds occupied
	Percentage of intensive care unit beds in the community that are occupied.	Red: > 90% Yellow: 80-90% Green: <80%	90.2% ICU beds occupied
	Percentage of hospital inpatient beds in the community that are occupied by patients with COVID-19.	Red: >15% Yellow: 10-15% Light Green: 5-10% Dark Green: <5%	6.3% beds occupied by patients with COVID-19

*Hospital capacity metrics are adapted from the *CDC indicators and thresholds for risk of introduction and transmission of COVID-19 in schools*, found here: <https://www.cdc.gov/coronavirus/2019-ncov/community/schools-childcare/indicators.html#thresholds>. Hospital capacity data are from the Emergency Management Resource (EMResource) system, as reported on a daily basis by participating hospitals. Since reporting is not mandatory, the data shown here may not accurately represent the current healthcare system capacity in our region. Hospital capacity data is collected and reported at the Healthcare Emergency Readiness Coalition (HERC) level. The City of Menasha is a part of HERC 6, or the Fox Valley HERC. Hospital capability information at the state and HERC level can be found here: <https://www.dhs.wisconsin.gov/covid-19/hosp-data.htm#capabilities>

Metrics for Suppression (Harvard Global Health)

The Harvard Global Health Institute created a document containing metrics for COVID-19 suppression, a framework to use as a guide for policymakers and the public. This framework includes recommendations that include key metrics that can be used as an evaluation tool for COVID-19 response and mitigation. Looking at the daily case incidence (number of daily new cases per 100,000 people) can determine which category the jurisdiction is currently in and how to best respond. Decision-makers should evaluate and review the different phasing plans to determine which strategies to employ at the current period of time.ⁱ

Burden Class** (case rate per 100k)		Risk Levels* (Case Incidence per 100,000)	Intensity of Control Effort Needed	
Low (≤ 10)		Green (< 1)	Daily new cases per 100,000 people	On track for containment, conditional on continuing use of viral testing and contact tracing
Moderate ($10 \leq 50$)		Yellow ($1 < 5$)	Daily new cases per 100,000 people	Strategic choices must be made about which package of non-pharmaceutical interventions to use for control
Moderately High (same as moderate) ($50 \leq 100$)		Yellow ($5 < 10$)	Daily new cases per 100,000 people	Strategic choices must be made about which package of non-pharmaceutical interventions to use for control
High ($100 \leq 350$)		Orange ($10 < 25$)	Daily new cases per 100,000 people	Strategic choices must be made about which package of non-pharmaceutical interventions to use for control. Stay-at-home orders are advised, unless viral testing and contact tracing capacity are implementable at levels meeting surge indicator standards.
Very High ($350 \leq 1000$)	Critically High (> 1000)	Red (> 25)	Daily new cases per 100,000 people	Stay at home-orders necessary

*Risk levels (Harvard Global Health Institute) are determined by case incidence per 100,000 people (7-day rolling average).

**Burden classes (WI Department of Health Services) are determined by the case rate (per 100,000 people) in a 14-day period.

Wisconsin DHS Framework

The Wisconsin Department of Health Services (DHS) has also developed and released a framework to guide decision-makers based on the activity levels in local jurisdictions in response to the current activity of COVID-19 in the community. The current categories for activity level are Low, Medium, High, Very High, and Critically High, and provide recommendations for mitigation strategies for each activity level category for jurisdictions to help guide the decision making process.¹ For each 2-week reporting period, a snapshot of the recommendations aligning with the activity level for that reporting period will be included in the City of Menasha Pandemic Resiliency Plan. Please note that each weekly pandemic plan will only include the recommendations aligning with the current activity level, it is recommended to refer back to the original background document to review the recommendations for other activity levels. This week’s current activity level is Very High. Please consider the mitigation strategies outlined in the table below. The full document can be viewed here:

<https://www.dhs.wisconsin.gov/publications/p02789.pdf>

High Mitigation



Activity-Specific Considerations	
<i>Note this is a menu of potential strategies to consider, it is not an all-inclusive list. The identification of local clusters associated with activities may indicate targeted strategies for specific sectors.</i>	
Travel	Consider recommending people self monitor for symptoms of COVID-19 for 14 days after return from travel.
Gatherings	Indoors: Consider allowing gatherings outside of household with limited size (example: 10 people or fewer with physical distancing and face coverings).
	Outdoors: Consider allowing gatherings with limited size (example: 25 people or fewer with physical distancing and face coverings).
Bars/Restaurants	Indoors: Consider allowing restaurants to open with limited capacity (example: 25% capacity). Consider closing indoor bars.
	Outdoors: Consider allowing outdoor restaurant and bar operations at a limited capacity (example: 50%).
Salons/Spas	Consider allowing these services to operate with limited capacity (25% capacity).
Offices/Workplaces	Continue remote work as feasible. For those who can’t work remotely, consider allowing no more than 25% of workforce on site with active monitoring of symptoms, physical distancing, and face coverings when feasible.
Grocery Stores and Pharmacies	Consider staying open with limited dine-in (example: 25% capacity), with no self-service or customer self-dispensing.
Retail	Consider allowing for higher patron or capacity percentage (example: 50% capacity).
Gyms	Consider allowing to reopen with limited capacity (example: 25% capacity).
Campgrounds	Consider opening only independent units at 25% capacity.
Hotels/Lodging	Consider opening with strict sanitation protocols.
Concerts/Festivals/Sports Events	Consider allowing these events to occur with limited spectators (example: 25%, not including employees).
Pools and Beaches	Consider opening with limited capacity (example: 25% capacity).
Outdoor Amusement Parks	Consider opening with limited capacity (example: 25% capacity).
Medical Services	Emergency medical services should always be available and encouraged. Encourage routine and elective services to continue if health care capacity is not strained.

City of Menasha Weekly COVID-19 Status Summary

Case count, probable counts case rate per 100,000 people, burden class, trajectory and activity level in the City of Menasha and the State of Wisconsin for the past two weeks (Jan 27 – Feb 9)

	Confirmed Case Count for Past 2 Weeks	Case Rate (per 100,000 people)	Burden Class*	Trajectory Class (N/A=no statistically significant change)	Activity Level	Population**
Lab-Confirmed Cases	46	262.7	High	N/A	High	17,510
Probable Cases***	12	68.5	Moderately High	N/A	Moderately High	17,510
Combined	58	331.2	High	N/A	High	
Wisconsin (Confirmed)	15,325	265.1	High	Shrinking	High	

*Burden Class is based off of the case rate per 100,000 people in the past two weeks. See the next table for more information on Burden Status for the City of Menasha. Visit the DHS website for more information on this indicator at the state and county level <https://www.dhs.wisconsin.gov/covid-19/local.htm>

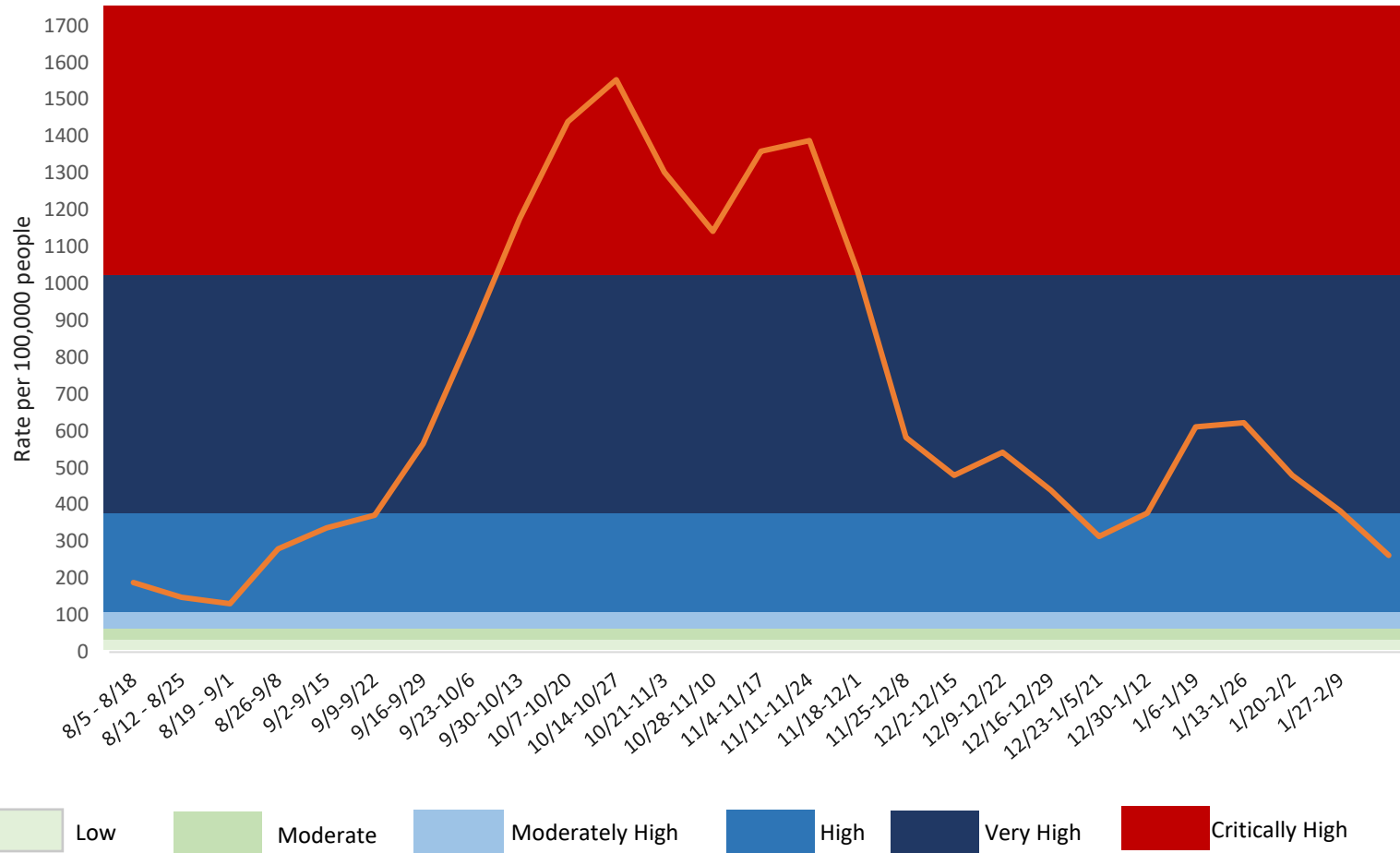
**Population for the City of Menasha was retrieved from https://doa.wi.gov/DIR/Final_Ests_Muni_2019.pdf

***A person is counted as a probable case of COVID-19 if they are not positive by a confirmatory laboratory test method (PCR/molecular test), but has tested positive using antigen test method OR has symptoms of COVID-19 AND has a known exposure to COVID-19 (for example, being in close contact of someone with COVID-19).

Burden (lab-confirmed case rate)

Burden Status	Case Rate per 100,000 residents in the past two weeks	City of Menasha number of cases in the past two weeks
Low	Case rate is less than or equal to 10.	Less than 2 cases.
Moderate	Case rate is greater than 10, but less than or equal to 50.	Greater than 1 cases, but less than or equal to 8 cases.
Moderately High	Case rate is greater than 50, but less than or equal to 100.	Greater than 8 cases, but less than or equal to 17 cases.
High	Case rate is greater than 100, but less than or equal to 350.	Greater than 17 cases, but less than or equal to 61 cases.
Very High	Case rate is greater than 350, but less than or equal to 1,000.	Greater than 61 cases, but less than or equal to 175 cases.
Critically High	Case rate is greater than 1,000.	Greater than 175 cases.

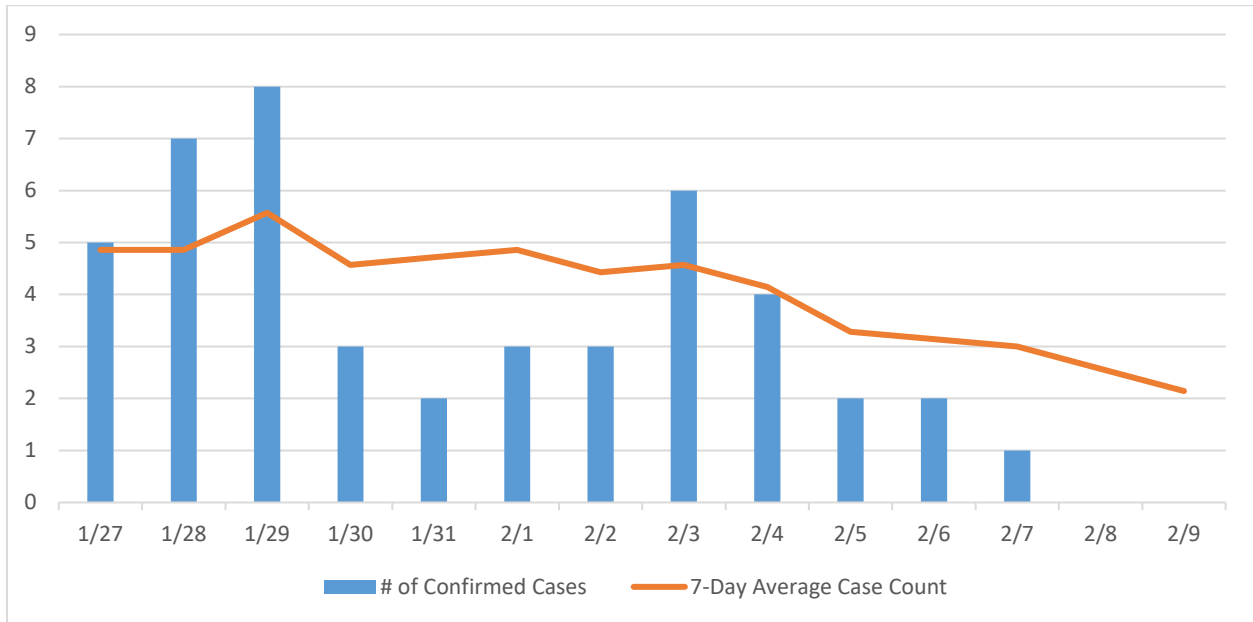
City of Menasha COVID-19 laboratory confirmed case rate trend and burden by 2-week periods*



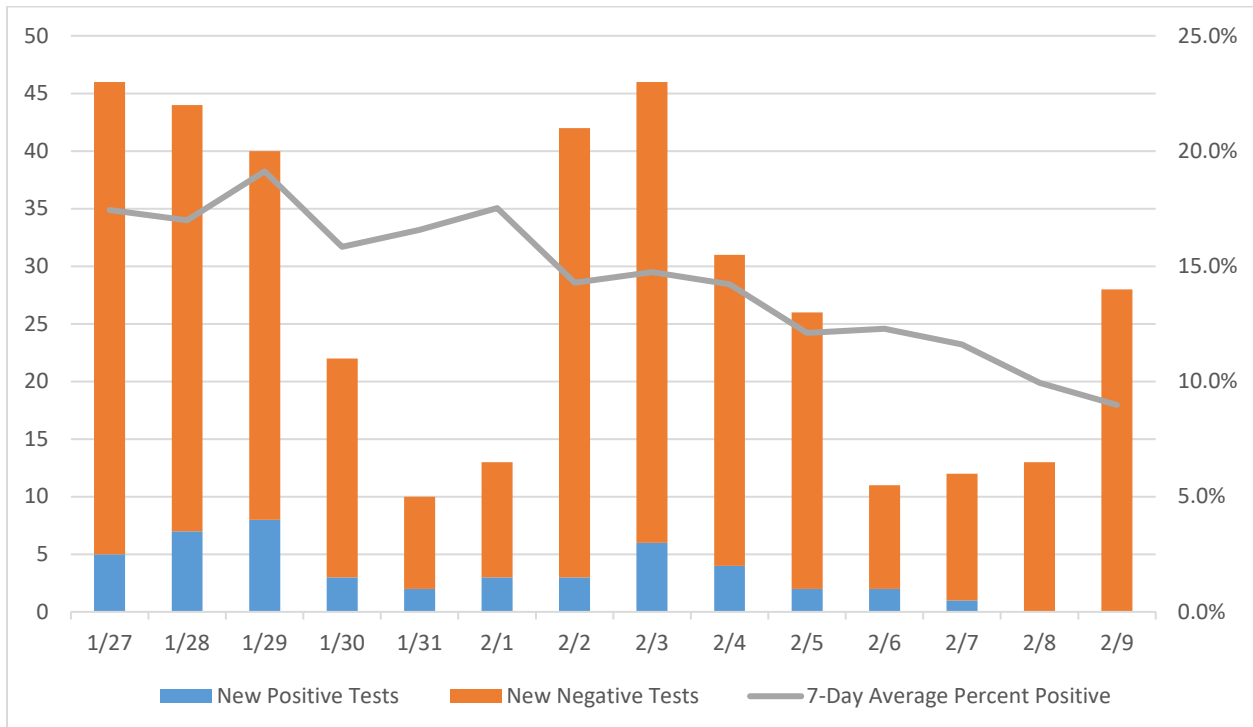
*see the table above for more information about burden status



Number of laboratory confirmed COVID-19 cases by day in the City of Menasha in the past two weeks (Jan 27 – Feb 9) and the 7 day average



New COVID-19 tests, positive (PCR) and negative, by day and the 7-day average percent positive tests (Jan 27 – Feb 9)

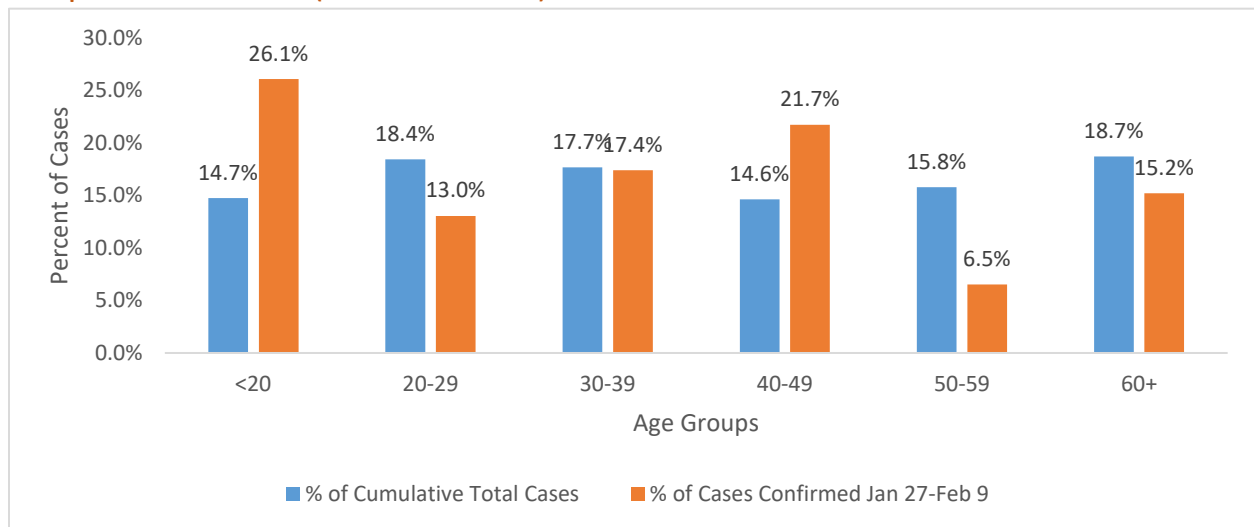




Number and percentage of laboratory confirmed cases of COVID-19 by age: cumulative and in the past two weeks (Jan 27 – Feb 9)

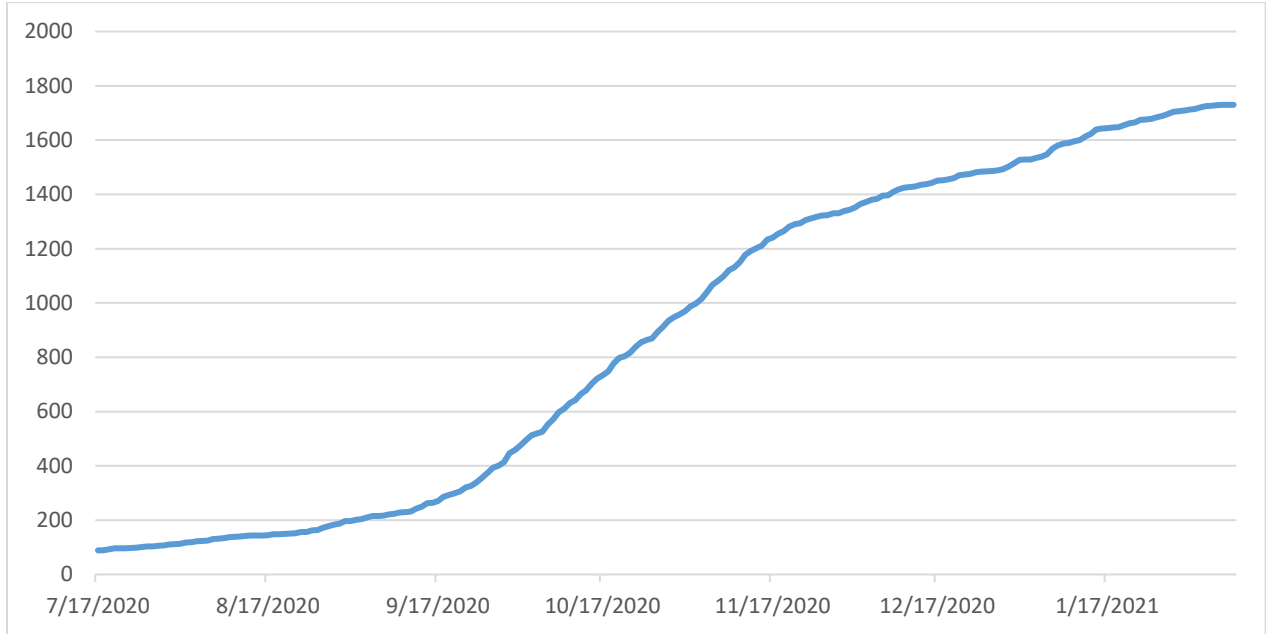
Age Group	Cumulative total cases		Cases in the past two weeks	
	Number of Cases	Percentage of Total Cases	Number of Cases	Percentage of Cases in Past Two Weeks
<20	255	14.7%	12	26.1%
20-29	319	18.4%	6	13.0%
30-39	306	17.7%	8	17.4%
40-49	253	14.6%	10	21.7%
50-59	273	15.8%	3	6.5%
60+	324	18.7%	7	15.2%
Total	1,730	100%	46	100%

Percentage of laboratory confirmed cases of COVID-19 by age: cumulative and in the past two weeks (Jan 27 – Feb 9)

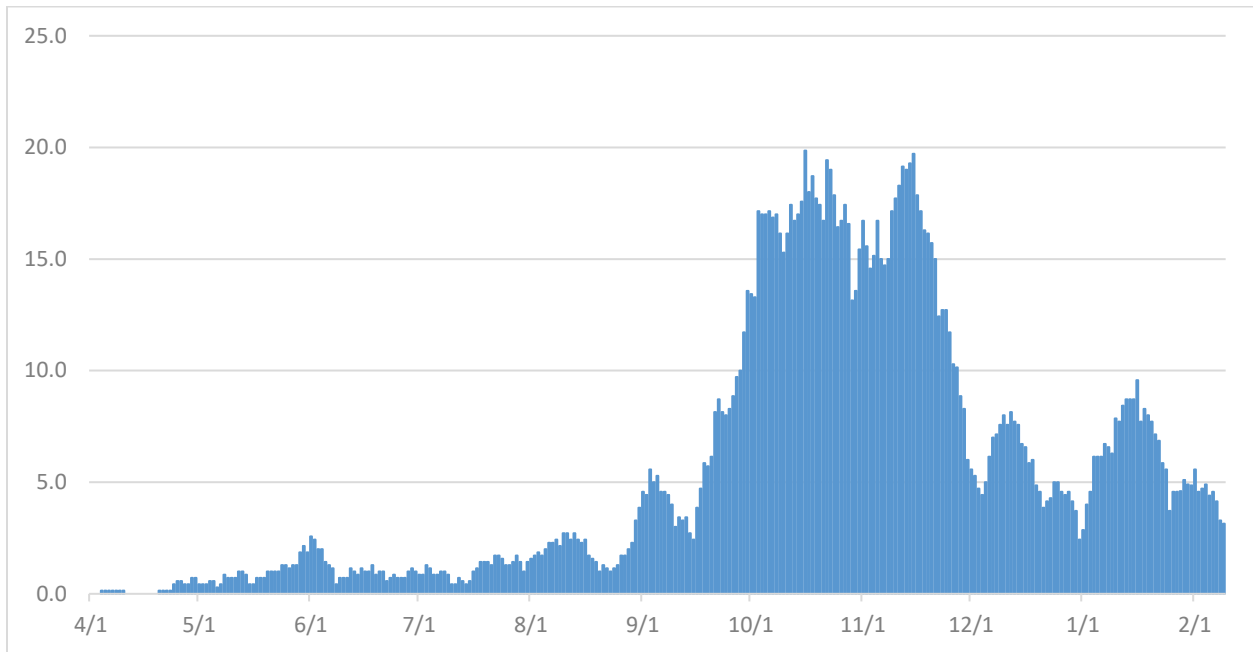




Cumulative number of laboratory confirmed cases of COVID-19 by date of symptom onset or diagnosis (as of Feb 9)



Average number of new cases of COVID-19 per day (7-Day rolling avg.) in the City of Menasha since March 2020 (as of Feb 9)





Active cases of COVID-19, lab-confirmed and probable, and total number of cases in the City of Menasha (as of Feb 9)

	Number of Active Cases	Percent of Total Cases	Total Cases
Lab-Confirmed Cases	2	0.1%	1,730
Probable Cases	9	4.8%	187
Total Active Cases	11	0.6%	1,917

ⁱ Harvard Global Health Institute, Center for Ethics, *Key Metrics for COVID Suppression*. 2020. Retrieved from: https://globalepidemics.org/wp-content/uploads/2020/06/key_metrics_and_indicators_v4.pdf

ⁱⁱ Wisconsin Department of Health Services, *Slowing the Spread of COVID-19: Mitigation Strategies for Wisconsin Communities*. 2020. Retrieved on January 4, 2021 from: <https://www.dhs.wisconsin.gov/publications/p02789.pdf>